

BloodSTOP®

CONTROLS BLEEDING FAST

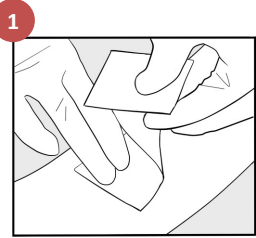
Instructions for Use

BloodSTOP® Hemostatic Matrix

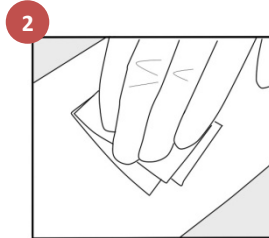
Water soluble, oxidized-etherified, regenerated cellulose

THE CHOICE OF MEDICAL PROFESSIONALS FOR ALL WOUNDS AND NOSEBLEEDS,
FROM CLINICAL/HOSPITAL PROCEDURES TO FIELD INJURIES

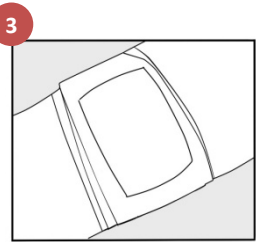
INDICATIONS FOR USE: Emergency and therapeutic use in the control of bleeding from the skin and other surface wounds where temporary control of bleeding is required.



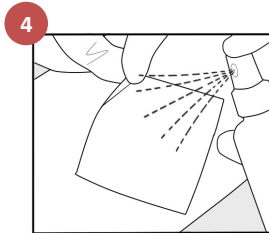
1 Apply 1 or more layers of BloodSTOP® to wound with dry or gloved hand. Apply pressure. You may use sponge for balanced pressure.



2 BloodSTOP® will absorb blood and turn into an adhesive gel to seal the wound. As the sticky gel may adhere to fingers or sponge during application, be careful when removing hand or sponge, rolling fingers.



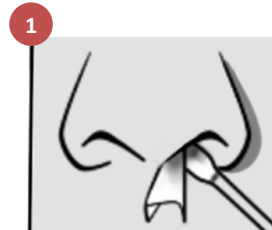
3 Cover and apply continuous pressure for about 2-3 minutes. Wrap and tie bandage to maintain compressions as is necessary and safe. Seek medical attention as needed.



4 Keep BloodSTOP® moist under the dressing for several hours but no longer than 24 hours, then wash off. To remove, wet BloodSTOP® with saline, and irrigate without disturbing the clot(s).

For Nosebleeds

1. Insert BloodSTOP® gently by hand, or cotton swab, aim towards center of the head.
2. Compress both nostrils until bleeding stops.
3. After bleeding has stopped for a while, remove carefully or let the BloodSTOP® material come out by itself.



WARNINGS:

- Severe, contaminated, or deep wounds need a physician.
- Victims can have other hidden injuries.
- Do not use on broken bone surfaces.
- Consult a physician if swelling or redness occurs.
- Keep BloodSTOP® moist under the dressing for several hours but no longer than 24 hours, then wash off.
- Do not peel or scrape dry BloodSTOP®. Moisten dried material first, to avoid re-bleeding.

STERILITY: Guaranteed, unless individual wrapper is opened or damaged.

STORAGE: Keep BloodSTOP® packs at room temperature for maximum shelf life.

LifeScience PLUS
REVOLUTIONARY WOUND CARE

LifeScience PLUS, Inc.
P.O. Box 60783 Palo Alto, CA 94306
Toll Free: 1-877-587-5433 – U.S.A | Tel: +1-650-565-8172
www.LifeSciencePlus.com | sales@lifescienceplus.com

BloodSTOP -IFU-2016.04

©2016 LifeScience PLUS, Inc. All Rights Reserved. BloodSTOP is a registered trademark.
BloodSTOP and BloodSTOP IX are covered by U.S. Patent No. 7,262,181.